

## Blind Image Quality Assessment using Joint Statistics of Gradient Magnitude and Laplacian Features: Review

Sukhpreet Kaur<sup>1</sup>, Jaspreet Singh<sup>2</sup>

<sup>1</sup>Student, Department of Electronics and Communication Engineering, Punjabi University, Patiala

<sup>2</sup>Assistant Professor, Department of Electronics and Communication Engineering, Punjabi University, Patiala

---

**Abstract:** Blind picture quality evaluation (BIQA) plans to assess the perceptual nature of a twisted picture without data with respect to its reference picture. Existing BIQA models normally focus the picture quality by breaking down the picture insights in some changed area, e.g., in the discrete cosine change area or wavelet space. In spite of the fact that incredible advancement has been made as of late, BIQA is still a troublesome assignment because of the absence of a reference picture. Considering that picture neighborhood contrast highlights pass on essential basic data that is firmly identified with picture perceptual quality, we propose a novel BIQA model that uses the joint bits of knowledge of two sorts of generally used elements: 1) the Gradient Magnitude (GM) and 2) the Laplacian of Gaussian (LOG) reaction. We utilize a versatile methodology to together standardize the GM and LOG components, and demonstrate that the joint measurements of standardized GM and LOG highlights have attractive properties for the BIQA undertaking. The proposed model is broadly assessed on three huge scale benchmark databases, and appeared to convey very aggressive execution with cutting edge BIQA models, and with some understood full reference picture quality appraisal models

**Keywords:** Blind Image Quality Assessment, No Reference (NR), Gradient Magnitude (GM), Laplacian of Gaussian (LOG), Jointly Adaptive Normalization (JAN).

---

### I. Introduction

Image processing is any type of signal for which the data is a picture, for example, a photo or video outline; the yield of image processing might be either a picture or an arrangement of qualities or parameters identified with the picture. Most picture handling strategies include regarding the picture as a two-dimensional flag and applying standard sign preparing systems to it. Picture handling more often than not alludes to advanced picture preparing, however, the optical and simple picture preparing likewise are conceivable. Image quality is a characteristic of an image that measures image degradation by comparing it with the ideal or the original image.

Image quality assessment is important for many images and video processing applications and computer vision tasks, in order to maintain, control, and improve the quality of digital images, which might be changed during image acquisition, processing (watermarking, enhancement, compression, rendering), noise, blur, fading and image transmission. With the help of image quality assessment methods, any visual degradation and improvement of the image quality can be achieved into a real value. Quality assessment of image content is achieved either by using the subjective tests or through objective metrics. Hence, image quality assessment is classified into two parts viz. a) subjective quality assessment b) objective quality assessment. The human vision system is known as subjective quality assessment. By revealing how visual information is processed in the human vision system, psychologists have laid the foundation for the development of image quality assessment methods.

There are three types of image quality assessment methods which are full reference image quality assessment, reduced image quality assessment, no reference image quality assessment. In full reference image quality assessment, it is required that any corrupted or coded image be accompanied by an original error-free version of that image so that comparison of the two can take place. This restrictive assumption is rarely satisfied in practice. In reduced reference image quality assessment partial information is required about the image. A no reference image quality assessment, such as the one explored in this work, does not demand that any original image be present or even exist.

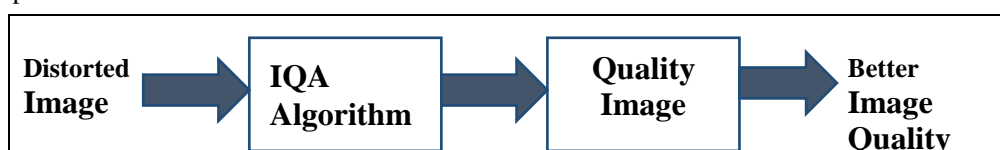


Fig.1 No-Reference Image Quality Assessment

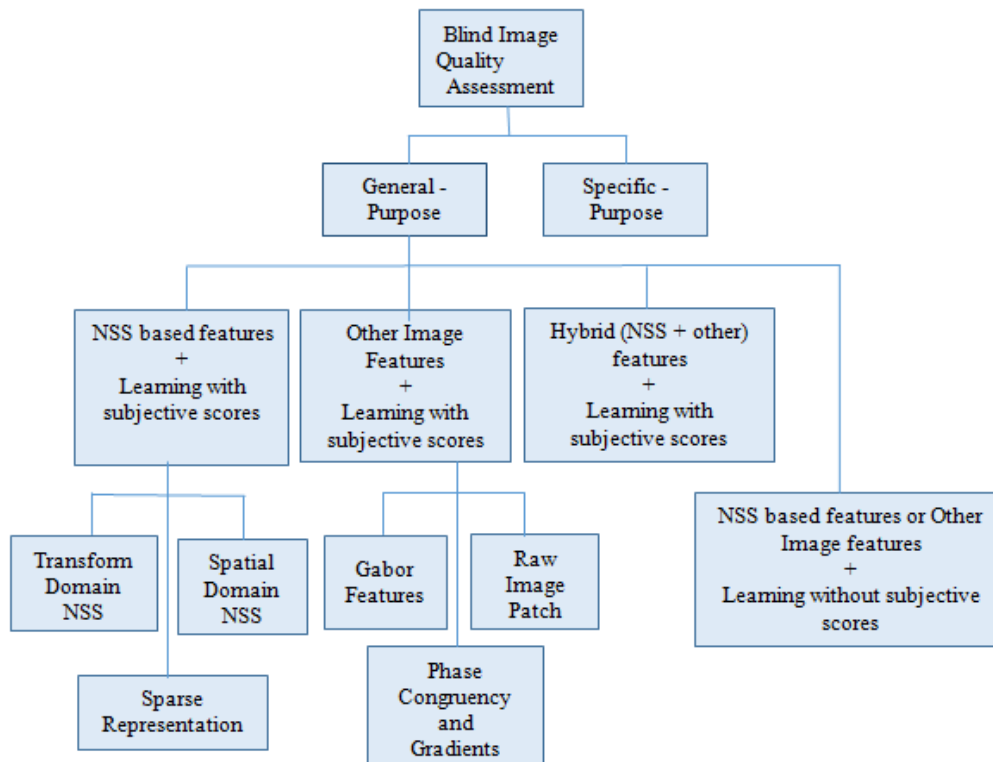


Fig.2 Different types of BIQA methods.

A no-reference (NR) image quality assessment is also known as blind image quality assessment. Not surprisingly, such an IQA is more widely applicable in real-world situations than the full-reference image. Such instances include, among others, monitoring live television and video broadcast signals or instantly determining the visual quality of photos snapped with a digital camera. Programmed no-reference picture quality appraisal (NR-IQA) calculations attempt to handle the extremely unpredictable and testing issue of evaluating the visual nature of pictures, without a reference. Here we use-

**1) Distortion-specific approaches:** It relies on visual quality loss by specific distortion. These procedures depend on beforehand obtained information about the sort of visual quality misfortune brought on by a particular mutilation. The last quality measure is figured by model prepared on clean pictures and on pictures influenced by this specific distortion. Two of these measures have been incorporated into the biometric security strategy proposed in the present work. The JPEG Quality Index (JQI), which assesses the quality in pictures, influenced by the standard piece curios found in numerous pressure calculations running at low piece rates, for example, the JPEG. e.g. JPEG Quality Index.

**2) Training-based approaches:** Here the model is trained using clean and distorted images the quality score is computed based on a number of features extracted from the test image and related to the general model, e.g. Blind Image Quality Index.

**3) Natural Scene Statistic approaches:** These blind IQA techniques use apriori knowledge taken from natural scene distortion-free images to train the initial model (i.e., no distorted images are used). The justification behind this pattern depends on the speculation that undistorted pictures of the normal world present certain customary properties that fall inside of a specific subspace of every conceivable picture. If quantified appropriately, deviations from the regularity of natural statistics can help to evaluate the perceptual quality of an image, e.g. Natural Image Quality Evaluator.

Since humans are assumed to be natural consumers of most imaging systems, the most reliable method for image quality assessment are based on manual observance. However, such subjective experiments are so heavily affected by the precise control of testing conditions (e.g., the lighting condition, the imaging device and the viewing condition) and the choice of subjects (e.g., expert or non-expert) that subjective assessment results (subjective scores, or Mean Opinion Score (MOS)) might vary greatly.

TABLE I PERFORMANCES OF IQA ALGORITHMS

Technique	Algorithms	Performance
FullReferenceImage Quality	MSE PSNR	Widely used, but has poor correlativeness.
	SSIM VIF MS-SSIM VSNR	It is good like FR-IQA. Required whole knowledge of the image. Quite complex in the computational point of view.
ReducedReference Image Quality	APPLICATION ORIENT	It required earlier and adequate information about distortions of the picture. It lies in the middle of FR and NR approaches as far as quality expectation precision.
No Reference Image Quality	BIQI BLIND BLIND II BRISQUE DIVINE	Meets desired expectation with least available knowledge. It gives better data score as compared to previous techniques.

## II. Related Work

Xue W et al. [1] proposed a novel BIQA model that uses the joint measurements of two sorts of generally utilized nearby complexity highlights: 1) the slope extent (GM) guide and 2) the Laplacian of Gaussian (LOG) reaction. They utilized a versatile strategy to together standardize the GM and LOG includes, and demonstrated that the joint insights of standardized GM and LOG highlights had alluring properties of the BIQA assignment. The proposed model is broadly assessed on three extensive scale benchmark databases, and appeared to convey exceedingly focused execution with best in class BIQA models, and additionally with some surely understood full reference picture quality appraisal models.

Zhang et al. [2] proposed a novel no-reference picture quality evaluation strategy by presenting three sorts of picture twisting, including clamor, obscure degree and blocking impacts. Firstly, the standard deviation of picture clamoris assessed by changing wavelet medium estimation. Besides, the obscure level of a picture is gotten by checking edge pixel focuses. Thirdly, blocking impact is spoken to by qualities of picture pixel pieces. At last, the evaluation model is set up by joining these three mutilation sorts. They got the weighting coefficients by joining the differential mean conclusion scores (DMOS) gave in the LIVE IQA database.

Saha A. et al. [3] proposed another way to deal with visually impaired picture quality appraisal (BIQA), requiring no preparation, in view of scales and works by assessing the worldwide contrast of the questionable picture broke down at various scales with the inquiry picture at a unique determination. The methodology depended on the capacity of the characteristic pictures to show repetitive data over different scales. A contorted picture is considered as a deviation from the common picture and deprived of the repetition present in the first picture. The comparability of the first determination picture with its down-scaled rendition will diminish progressively when the picture is mutilated more. In this manner, the dissimilarities of a picture with its low-determination forms are cumulated in the proposed strategy.

Ci Wang et al. [4] proposed a visually impaired/no-reference (NR) strategy for picture quality evaluation (IQA) of the pictures compacted in discrete cosine change (DCT) area. At the point when a picture is measured by the auxiliary closeness (SSIM), two fluctuations, i.e. mean power and change of the picture, are utilized as elements. SSIM is not generally relevant as unique parameters are occupied in NR applications. To amplify SSIM, they connected Gaussian model to fit quantization commotion in spatial area and specifically evaluated clamor conveyance from the compacted form. They additionally proposed a machinelearning based calculation to gauge quantization clamor mulling over picture content. Contrasted and cutting edge calculations, the proposed IQA is more heuristic and productive. They checked that the proposed calculation (gave no reference picture) accomplished equivalent adequacy to some full reference (FR) strategies.

Indrajit De et al. [5] proposed a nonexclusive, no-reference picture quality appraisal (NR-IQA) strategy by fusing manual visual observation of people in appointing quality class marks to the pictures. Utilizing a fluffy rationale approach, they considered data theoretic entropies of outwardly striking locales of pictures as elements and survey nature of the pictures utilizing etymological qualities. The elements are changed into fluffy element space by planning a calculation taking into account interim sort 2 (IT2) fluffy sets. The calculation measures vulnerability present in the input–output highlight space to anticipate picture quality precisely as near human perceptions. They had taken an arrangement of preparing pictures fitting in with five distinctive pre-doled out quality class names for ascertaining impression of instability (FOU) comparing to every class.

Jingwei Guan et al. [6] exhibited a no-reference target obscure metric in light of edge model (EMBM) to address the picture obscure evaluation issue. The parametric edge model is considered to portray and identify edges, which can offer synchronous width and differentiation estimation for every edge pixel. With the pixel-versatile width and differentiation estimations, the likelihood of recognizing obscure at edge pixels can be resolved. They investigated utilizing the remarkable edge pixels to mimic the obscure appraisal in the Human

Visual System (HVS). Finally, the obscure metric acquired by cumulating the likelihood of obscure location. Different pictures with various obscure contortions are trying to show the viability of the proposed metric.

Shuigen Wang et al. [7] proposed a Blind Noisy Image Quality Assessment model utilizing Kurtosis (BNIQAK). They found that there exists a major contrast between the conveyances of Discrete Wavelet Transform (DWT) coefficients of normal pictures and uproarious pictures: (1) for regular pictures, their dispersions are sharp with high peakedness and slight tail; (2) for loud pictures, the shapes are much compliment with lower peakedness and heavier tail. Kurtosis could gauge and separate the likelihood disseminations of boisterous pictures with different clamor levels. In addition, the kurtosis estimations of DWT coefficients are steady to vary recurrence channels. Five sorts of loud pictures in the three greatest databases are taken for testing BNIQAK. Test results demonstrated that BNIQAK would be advised to assess execution contrasted and existing visually impaired boisterous models, and also some broad visually impaired and full-reference (FR) techniques.

Qingbo Wu et al. [8] proposed a novel NR-IQA technique that addresses the issues by presenting the multi-space auxiliary data and piecewise relapse. The primary inspiration of their strategy depended on two focuses. Firstly, they built up another nearby picture representation which removes the basic picture data from both the spatial-recurrence and spatial areas. This multi-area depiction could better catch human vision property. Also, they built up a productive piecewise relapse strategy to catch the nearby appropriation of the element space. Rather than minimizing the fitting mistake for all preparation tests, they prepared the particular forecast model for every inquiry picture by versatile web realizing, which concentrated on approximating the dispersion of the present test picture's k-closest neighbor (KNN).

Lixiong Liu et al. [9] investigated inclination introduction as a prescient wellspring of data for a picture quality appraisal. They corrected this by contemplating the quality significance of the relative slope introduction, viz., the angle introduction with respect to the encompass. They likewise sent a relative slope size component that represents a perceptual covering and used an Ada Boosting back-spread (BP) neural system to outline picture elements to picture quality. The speculation of the Ada Boosting BP neural system results in a powerful and strong quality forecast model. The new model, called Oriented Gradients Image Quality Assessment (OG-IQA), appeared to convey exceptionally focused picture quality pre-expression execution as contrasted and the most mainstream IQA approaches. Besides, they demonstrated that OG-IQA had great database freedom properties and a low multifaceted nature.

Tongfeng Sun et al. [10] proposed a no-reference picture quality appraisal in view of inclination histogram reaction (GHR). GHR is the inclination histogram variety of a picture object under a neighborhood change. A test picture is debased to a commotion picture and an obscure picture, which are taken as two picture objects, through pre-handling in the metric. Every picture article applies to a neighborhood change as an item info, and its GHR as an article yield is removed in multi scale space. The two GHRs created a worldwide component vector and are mapped to a picture quality score. The metric is investigated attainable for the quality appraisal of the pictures changed by blended contortions however the sorts of these pictures are excluded in the preparation database.

### **III. Need and Significance**

Subjective experiments are very inconvenient, time- and money-consuming to implement and are not suitable for real-time tasks. The solution to the above problems is the development of objective quality assessment algorithms, by which the image quality estimated by computers should be highly consistent with subjective scores, i.e., a high correlation coefficient between algorithmic estimation and subjective scores should be achieved. In addition, objective assessment algorithms provide a precise estimation of image quality, while subjective experiments only categorize image quality into five scales (“bad”, “poor”, “fair”, “good”, “excellent”) roughly. Objective assessment algorithms also represent the highest level of our understanding of how visual signals (both images and videos) are processed by the human vision system, where, for example, our sensitivity to various artifacts, in favor of one kind of artifacts against another, needs to be quantitatively determined. There are two ways of expressing the perceptual image difference measured by these objective assessment methods, a difference map or a figure of merit. Only those concluded with a figure of merit are called objective Image Quality Metrics (IQMs).

## IV. Present Work and Methodology

### A. General Framework of IQA

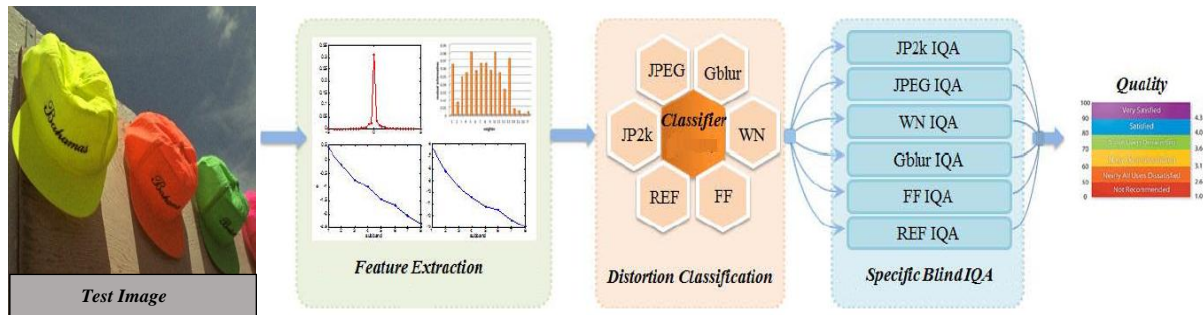


Fig.3 Blocks of Image Quality Assessment

No-Reference IQA usually involves two steps: feature extraction and feature learning based quality assessment. The performance of these methods relies on the perceptual relevance of extracting features and on feature learning.

### B. Steps of Methodology

1. Take a test image from which you want to extract features.
2. Extract features using the gradient magnitude and Laplacian of Gaussian.
3. Joint normalization is done in order to remove local contrast features and whiten the coefficients.
4. Marginal distributions are used as statistical features in order to learn BIQA prediction models.
5. Evaluation of performance is done by using subjective image databases.

## V. Conclusions

In this joint adaptive normalization of Gradient Magnitude and Laplacian of Gaussian is effective as it improves the performance of BIQA models. It will help to improve the quality, accuracy, distortion, robustness of the image. The present work does not include the orientation of the gradient model as considering the orientation of high gradient pixels can affect the results. The existed gradient methods use vertical and horizontal gradients, but other directions i.e. diagonal gradients can also be achieved. Instead of this, we will also propose a new method depending upon the drawbacks of the current system.

## Acknowledgment

I would like to express my deepest gratitude to Er. Jaspreet Singh for his guidance and esteemed contributions to this paper. Without his support, it would be impossible to complete this paper. I wish to recognize all the Faculty Members and contributors for creating and keeping up the IEEE LaTeX style documents which have been utilized as a part of the readiness of this format. A debt of gratitude is in order for their remarks and advice.

## References

- [1]. Xue, W; Mou, X.; Zhang, L.; Bovik, A.C., "Blind Image Quality Assessment Using Joint Statistics of Gradient Magnitude and Laplacian Features," *Image Processing, IEEE Transactions*, vol.23, no. 11, pp. 4850 – 4862, September 2014.
- [2]. Luo-yu Zhou, Zheng-bing Zhang, "No-reference image quality assessment based on noise, blurring and blocking effect," *Optik - International Journal for Light and Electron Optics*, vol. 125, no. 19, pp. 5677–5680, October 2014.
- [3]. Saha, A.; Wu, Q.M.J., "Utilizing Image Scales Towards Totally Training Free Blind Image Quality Assessment" *Image Processing, IEEE Transactions*, vol. 24, no. 6, pp. 1879 – 1892, March 2015.
- [4]. CiWanga; MinminShen; Chen Yao, "No-reference quality assessment for DCT-based compressed image," *Journal of Visual Communication and Image Representation*, vol. 28, pp. 53–59, April 2015.
- [5]. IndrajitDea; Jaya Silb, "No-reference image quality assessment using interval type 2 fuzzy sets," *Applied Soft Computing*, vol. 30, pp. 441–453, May 2015.
- [6]. Jingwei Guan; Wei Zhang; Jason Gu; HongliangRen, "No-reference blur assessment based on edge modeling," *Journal of Visual Communication and Image Representation*, vol. 29, pp. 1–7, May 2015.
- [7]. Shuigen Wang; Chenwei Deng; Cheng Li; Xun Liu; Baojun Zhao, "Kurtosis-Based Blind Noisy Image Quality Assessment in Wavelet Domain," *Systems, Man, and Cybernetics (SMC), 2015 IEEE International Conference*, pp. 1557 – 1560, October 2015.
- [8]. Qingbo Wu; Hongliang Li; FanmanMeng; King NgInNgan; Shuyuan Zhu, "No reference image quality assessment metric via multi-domain structural information and piecewise regression," *Journal of Visual Communication and Image Representation*, vol. 32, pp. 205–216, October 2015.
- [9]. Lixiong Liu; Yi Hua; Qingjie Zhao; Hua Huang; Alan Conrad Bovik, "Blind image quality assessment by relative gradient statistics and ada boosting neural network," *Signal Processing: Image Communication*, vol. 40, pp. 1–15, January 2016
- [10]. TongfengSun; ShifeiDinga; Wei Chen; XinzhengXua, "No-reference image quality assessment based on gradient histogram response," *Computers & Electrical Engineering journal*, January 2016.